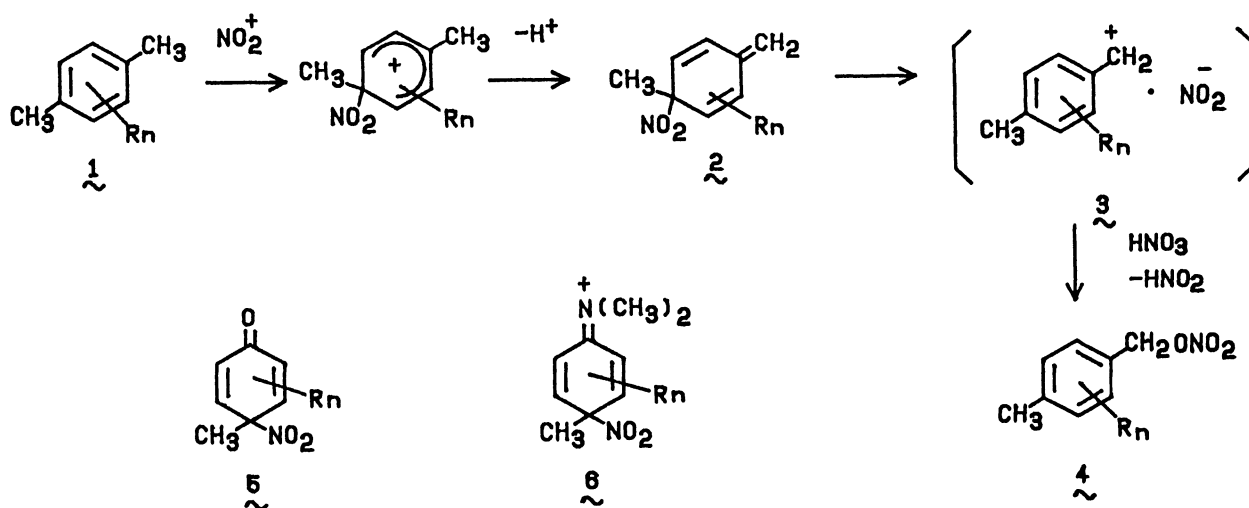


9-Methyl-9-nitro-10-nitromethylene-9,10-dihydroanthracene. The First
Isolation of a Proposed Intermediate for the Side-chain
Nitration of Arenes under Heterolytic Conditions[#]

Hitomi SUZUKI, * Emiko KIMURA, Toshimi KATAYAMA, and Takuji OGAWA*
Department of Chemistry, Faculty of Science,
Ehime University, Bunkyo-cho, Matsuyama 790

Reaction of 9-methyl-10-nitromethylantracene with nitric acid in dichloromethane at low temperatures followed by treatment with DABCO gave 9,10-bis(nitromethyl)anthracene and the title compound. The latter is converted by further action of nitric acid to 9-methyl-10-trinitromethylantracene, 10-methyl-9-anthrylnitrile oxide, and other oxidation products.

Action of nitric acid upon polymethylbenzenes (**1**) at low temperatures often leads to the formation of benzyl nitrates (**4**) as the main product.¹⁾ The reaction is highly regioselective and occurs when two methyl groups are in the para relationship to each other. The process of this non-conventional side-chain reaction has been rationalized in terms of 1-methyl-4-methylene-1-nitro-2,5-cyclohexadiene intermediate (**2**), which would undergo the heterolytic scission of the carbon-nitrogen bond to form a benzyl cationic species/nitrite ion pair (**3**); recombination at benzylic carbon atom followed by oxidation

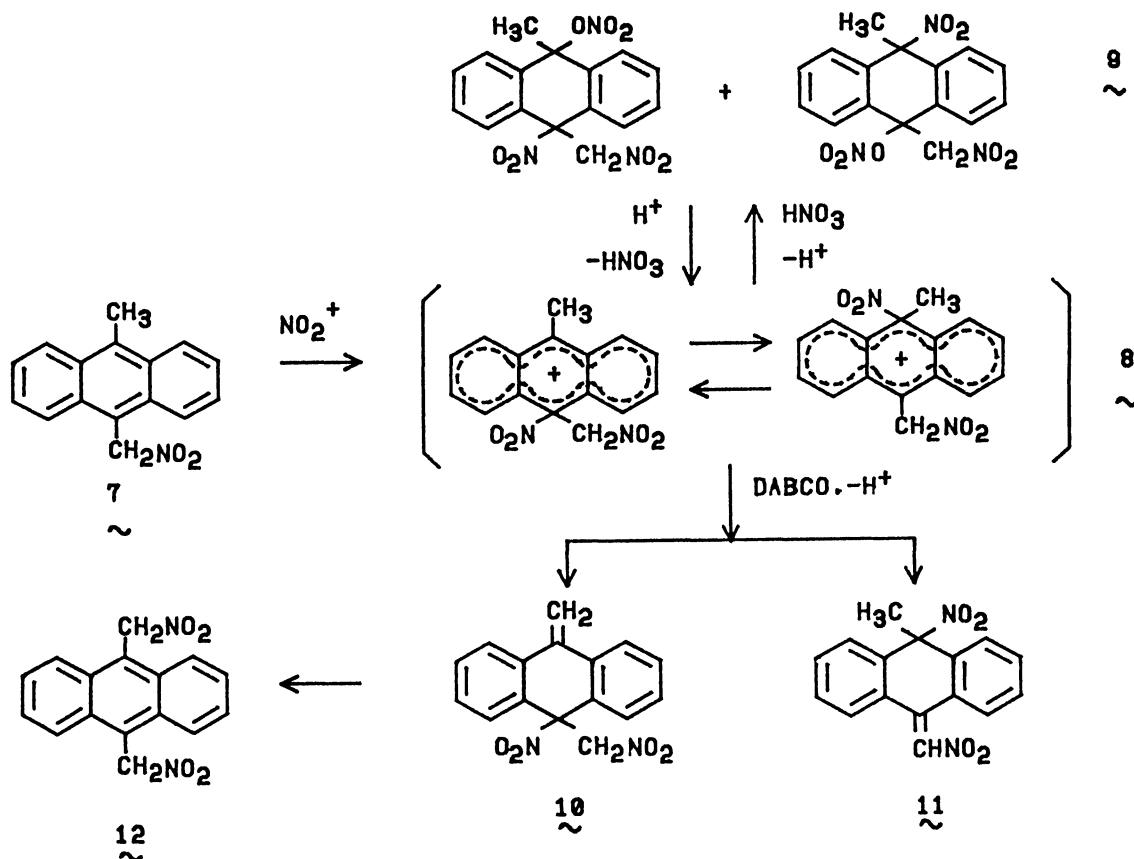


Scheme 1.

[#]This paper is dedicated to the late Professor Ryozo Goto, Kyoto University.

affords benzyl nitrate 4.²⁾ A similar intermediate has been assumed to be involved in other side-chain substitutions of arenes under heterolytic conditions.³⁾ Until now, however, no such trienes have ever been observed as a discrete species, although the structural analogs (5 and 6) were easily obtained from the nitration of substituted phenols and anilines.^{4,5)} In the present paper, we wish to report the first isolation of such a compound and its transformation into side-chain modification products.

Nitration of 9,10-dimethylantracene with nitric acid in dichloromethane at low temperatures gave 9-methyl-10-nitromethylantracene (7) as the main product.⁶⁾ When this compound was allowed to react with 2 equiv. of nitric acid in a dilute solution of dichloromethane for 2 h at $-10 - -5$ °C and then treated with DABCO (1,5-diazabicyclo[3.4.0]non-5-ene), it gave after usual work-up a syrupy product, from which 9,10-bis(nitromethyl)anthracene (12) separated out as pale yellow needles in 17% yield, mp 238-240 °C. The mother liquor was dissolved into a mixture of hexane/dichloromethane and allowed to evaporate at room temperature to afford another product as a yellow crystalline solid with the composition of $C_{16}H_{12}N_2O_4$ (67% yield), which melted at 130-135 °C with decomposition and showed infrared bands (KBr) at 1640, 1540, 1520, 1350, 835, 780 cm^{-1} ; 1H NMR peaks ($CDCl_3$) at 2.35(s, 3H), 7.40(s, 1H), 7.57(m, 8H); ^{13}C NMR peaks ($CDCl_3$) at 25.53(q), 91.13(s), 124.7(d), 125.36(d), 125.97(d), 128.53(d), 129.57(s), 130.67(d), 130.89(d), 132.98(s), 134.06(d), 135.17(s), 135.67(s), 138.25(s).

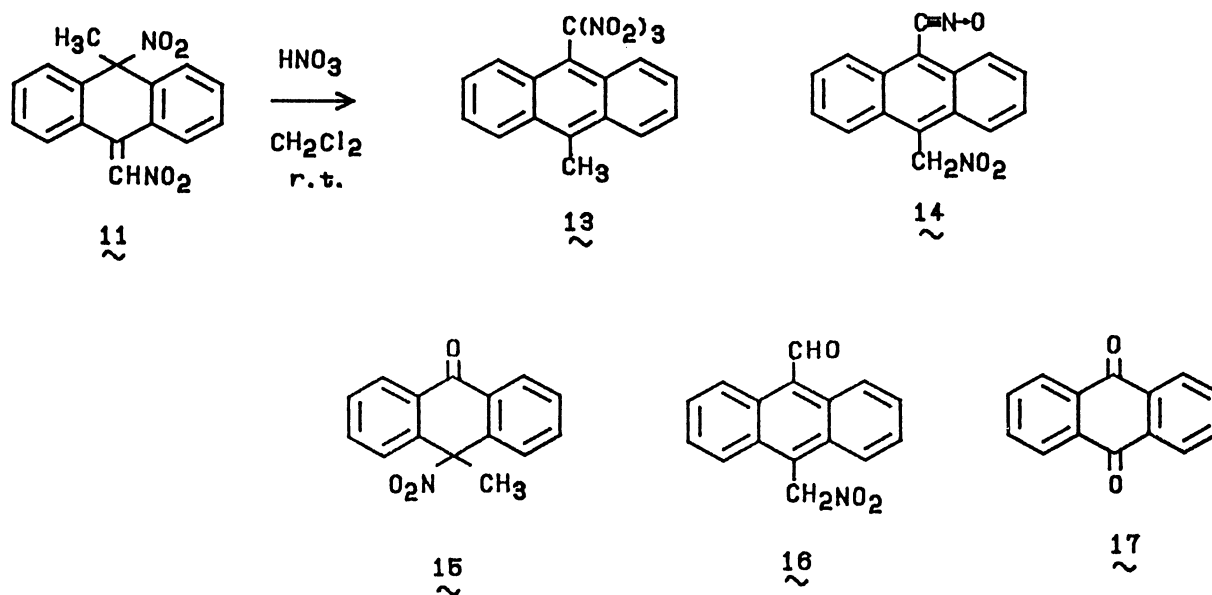


Scheme 2.

The spectral data and elemental analysis are in line with the structure, 9-methyl-9-nitro-10-nitromethylene-9,10-dihydroanthracene (**11**). A probable route to **11** and **12** is depicted in Scheme 2.

Compound **7** undergoes electrophilic attack of nitronium ion at meso position to form two arenium ions (**8**), which are in equilibrium with addition products (**9**) in the presence of excess nitric acid. Action of DABCO on **8/9** results in removal of proton from activated methyl and methylene groups to yield the nitromethylenecyclohexadienes (**10** and **11**). Triene **10**, in which exo-methylene group is free from electron-withdrawing group would undergo a facile rearrangement into aryl nitromethane **12**. However, cleavage of the carbon-nitrogen bond at tertiary carbon of **11** would be less favored as such dissociation inevitably results in the formation of benzyl cation in which nitro group is attached to the benzylic position. Thus compound **11** is isolable as a comparatively stable crystalline solid.

When triene **11** was treated with 0.5 equiv. of nitric acid in a dilute dichloromethane solution at room temperature for 3 h and the resulting product mixture was carefully chromatographed on a silica gel column using a mixture of hexane and dichloromethane as eluent, 9-methyl-10-trinitromethylantracene (**13**) and 10-nitromethyl-9-anthrylnitrile oxide (**14**)⁷⁾ were obtained as the main products. Side products identified included 10-methyl-10-nitroanthrone (**15**),⁸⁾ 9-formyl-10-nitromethylantracene (**16**), and anthraquinone (**17**). Structures of compounds **13-16** were assigned on the basis of spectral data and elemental analyses.⁹⁾ Both trinitro compound **13** and nitrile oxide **14** are stable toward further attack of nitric acid and can be stored without appreciable change for days. The mechanism of this interesting transformation is now under investigation.



Scheme 3.

We are also successful in isolating a triene compound of similar structure during the nitration of 9-cyanomethyl-10-methylantracene.¹⁰⁾ However, all attempts to obtain 1-methyl-4-methylene-1-nitro-2,5-hexadienes with no fused aromatic rings were futile.

References

- 1) For reviews see, K. Schofield, "Aromatic Nitration," Cambridge University Press, Cambridge (1980), pp. 171-235; H. Suzuki, *Synthesis*, 1977, 217; S. R. Hartshorn, *Chem. Soc. Rev.*, 3, 167 (1974).
- 2) H. Suzuki, K. Nakamura, and M. Takeshima, *Bull. Chem. Soc. Jpn.*, 44, 2248 (1971); H. Suzuki, T. Mishina, and T. Hanafusa, *ibid.*, 52, 191 (1979).
- 3) G. Illuminati, L. Mandolini, A. Patara, and E. Baciocchi, *Tetrahedron Lett.*, 1972, 4161; G. Baciocchi, P. Faggioni, and G. Illuminati, *Gazz. Chim. Ital.*; 103, 1311 (1973).
- 4) C. Bloomfield, A. K. Manglik, R. B. Moodie, K. Schofield, and G. D. Tobin, *J. Chem. Soc., Perkin Trans. 2*, 1983, 75; A. H. Clemmens, J. H. Ridd, and J. P. B. Sandall, *J. Chem. Soc., Chem. Commun.*, 1983, 343.
- 5) P. Helsby and J. H. Ridd, *J. Chem. Soc., Perkin Trans. 2*, 1983, 311; F. A.-O. Omran, K. Fujiwara, J. C. Giffney, J. H. Ridd, and S. R. Robinson, *ibid.*, 1981, 518; K. Fujiwara, J. C. Giffney, and J. H. Ridd, *J. Chem. Soc., Chem. Commun.*, 1977, 301.
- 6) H. Suzuki, H. Yoneda, and T. Hanafusa, *Bull. Chem. Soc. Jpn.*, 47, 3106 (1974).
- 7) C. Grundmann and R. Richter, *J. Org. Chem.*, 33, 476 (1968); C. Grundmann and H. -D. Frommeld, *ibid.*, 30, 2077, (1965).
- 8) E. B. Barnett and J. W. Cook, *J. Chem. Soc.*, 123, 2640 (1923).
- 9) **12**; mp 238-240 °C. IR(KBr); 1540, 1440, 1360, 1300, 1190, 825, 760 cm⁻¹. ¹H NMR (CDCl₃); δ = 6.60(s, 4H), 7.5-8.6(m, 8H). Calcd for C₁₆H₁₂N₂O₄: C, 64.86; H, 4.08; N, 9.45%. Found: C, 64.82; H, 4.22; N, 9.33%.
13; mp 155-155.5 °C. IR(KBr); 1675, 1540, 1330, 1300, 1280, 830, 780, 770, 695 cm⁻¹. ¹H NMR (CDCl₃); δ = 2.44(s, 3H), 7.30-7.79(m, 7H), 8.00-8.48(m, 1H). ¹³C NMR (CDCl₃); δ = 23.44(q), 125.77, 126.11, 127.09, 128.11, 129.77, 130.06, 130.25, 131.72, 134.44, 135.47. MS(70eV) m/e (rel intensity) 295(M⁺-NO₂, 3), 249(M⁺-(NO₂)₂, 12). Calcd for C₁₆H₁₁N₃O₆: C, 56.31; H, 3.25; N, 12.31%. Found: C, 56.00; H, 3.01; N, 12.25%.
14; mp >300 °C. IR(KBr); 2300, 1545, 1405, 1320, 1250, 1060, 770, 760 cm⁻¹. ¹H NMR (CDCl₃); δ = 6.87(s, 2H), 7.51-8.10(m, 4H), 8.18-8.71(m, 4H). MS(70eV) m/e (rel intensity) 278(M⁺, 9), 232(M⁺-NO₂, 100), 216(26), 203(19). Calcd for C₁₆H₁₀N₂O₃: C, 69.06; H, 3.62; N, 10.07%. Found: C, 68.70; H, 3.79; N, 10.07%.
16; mp 188-190.5 °C. IR(KBr); 1675, 1550, 1450, 1380, 1365, 770 cm⁻¹. ¹H NMR (CDCl₃); δ = 6.63 (s, 2H), 7.0-9.0(m, 8H), 11.56(s, 1H). ¹³C NMR (CDCl₃); δ = 72.27, 123.87, 124.65, 126.84, 128.01, 128.45, 194.09. MS(70eV) m/e (rel intensity) 265(M⁺, 32), 219(M⁺-NO₂, 43).
- 10) To be published.

(Received February 14, 1987)